




SOUTHERN AFRICA CENTER OF INFECTIONS DISEASES SURVEILLANCE- SACIDS		
EASTERN AND SOUTHERN AFRICA HIGHER EDUCATION CENTERS OF EXCELLENCE PROJECT(P15847)		
Statement of Sources and Uses of Funds for the Semi-annual period ending 31st December 2020		
Sources of Fund	Semi-annual period ending 31 st December 2020	Cummulative for Jan 2017-December 2020
Opening Cash balance:		
Government Funds		
World Bank IDA Funds	219,456	
Students Fees		
Total	219,456	-
Add Receipts:		
Government Funds		
World Bank IDA Funds		3,249,092
Others	8,458	11,748
Total	8,458	3,260,841
Total Financing	227,914	3,260,841
less: ACE Expenditures as per Project Implementation Plan		
Expenditure classification 1: Learning excellence		
Undertake a scoping workshop, curriculum development and delivery of Research Leadership and Management skills course	-	93,303
Review of OHMB Curriculum		11,179
Developing e-learning content and enhance use of ICT Facilities in learning		23,628
Enrol 5 MPhil/ResMSc; Stipends, Research fund and Registration	-	55,146
Enrol 7 PhD; Stipend, Research fund and Registration	75,400	538,052
Enrol MSc Students, Stipends, Research fund and Registration	20,954	181,117
Equipment and Laboratory software for students practicals	10,380	100,239
Engage Laboratory Manager	3,859	3,859
Sub total Expenditure classification 1	110,594	1,006,522
Expenditure classification 2: Research excellence		
Engage 2 Post Docs; Stipends, Research funds	3,084	81,912
Refurbishing teaching labs at Dept Microbiol - SUA	-	10,302
Publishing research findings	1,990	40,625
Organize One Health Summer School training on Biosafety and Laboratory Quality Management	-	46,796
International Travel for Centre Leaders, CoP Leaders and academics including participation/presentation at scientific conferences	28,858	242,137
Sub total Expenditure classification 2	33,933	421,772
Expenditure classification 3: Quality assurance		
Trans-disciplinary inception workshop		52,180
Oversee and coordinate the quality assurance of the Centre		62,400
Organize quarterly executive team meetings		5,982
ISAB twice a year (once year dedicated; 2nd mtg a year shared)	-	68,273
Board Meetings annually shared	-	29,132
Review research and training performance		21,765
Sub total Expenditure classification 3	-	239,733
Expenditure classification 4: Equity Dimensions		
Engage Policy makers and Public	1,961	79,531
Sub total Expenditure classification 4	1,961	79,531
Expenditure classification 5: Attracting Academic staff and Students from the region		
Enrol 5 MPhil/ResMSc; Stipends, Research fund and Registration		17,558
Enrol 7 PhD; Stipend, Research fund and Registration	5,250	120,781
Enrol MSc Students, Stipends, Research fund and Registration	4,531	65,424
Sub total Expenditure classification 5	9,781	203,764
Expenditure classification 6: National and Regional academic Partners		
Undertake a scoping workshop, curriculum development and delivery of Research Leadership and Management skills course		39,482
Carry out joint research and training activities	44,231	219,007
Organize Joint Scientific research	-	4,373
Summer School/Skills engagement short courses Yr 2, Yr 3, and Y4	-	8,493
Sub total Expenditure classification 6	44,231	271,354
Expenditure classification 7: Collaboration with international academic partners		
Attachmen of PhD students primarily at UK and South African Institutions		16,317
Sub total Expenditure classification 7		16,317
Expenditure classification 8: Management and Governance		
Appoint Centre Secretariat staff and set up operations for programme coordination, finance, Training and Research Officer, IT, procurement, Communications Manager programme quality assurance and internal Monitoring & Evaluation	120,876	640,105
Support Center operation costs: Salaries for Administration staff and Contribution to secretariat & Departmental operational costs	80,296	463,117
Sub total Expenditure classification 8	201,172	1,103,222

CHIEF FINANCIAL OFFICER
SOKOINE UNIVERSITY OF AGRICULTURE

Expenditure classification 9: Monitoring and Evaluation system		
Meetings of National Steering committee	2,785	17,719
Carrying out Monitoring (And control auditing of partners)	8,652	60,132
External auditing	6,587	32,552
Sub total Expenditure classification 9	18,023	110,403
Total Uses of Funds by Components	419,694	3,452,620
Closing Balances:		
Government Funds		
World Bank IDA Funds	(191,780)	(191,780)
Others		
Total	(191,780)	(191,780)
Total Closing Cash Balance	(191,780)	(191,780)
Closing balance as per Cash Book as at 31st December 2020 (Ref USD Bank Reconciliation)	(171,552)	(171,552)
Closing balance as per Cash Book as at 31st December 2020 (Ref TZS Bank Reconciliation)	(23,627)	(23,627)
Fund at BOT as at 31st December 2020	3,399	3,399
	(191,780)	(191,780)
Unreconciled difference	(0)	(0)
Prepared by	Checked by	
SACIDS ACE Accountant	Name	P. Wilson
	Designation	Chief Financial Officer
Signature 	Signature	
	Approved by	Gerald Misinzo
	Name	
	Designation	SACIDS ACE Centre leader
	Signature	

CHIEF FINANCIAL OFFICER
UNIVERSITY OF AGRICULTURE

SOUTHERN AFRICA CENTER OF INFECTIONS DISEASES SURVEILLANCE- SACIDS

EASTERN AND SOUTHERN AFRICA HIGHER EDUCATION CENTERS OF EXCELLENCE PROJECT(P15847)

Statement of Uses of Funds (Breakdown) for the Semi-Annual Period ending 31st December 2020

Expenditure	Semi-Annual Period ending 31/12/2019			Cumulative for Financial Year End			Explanation of Variance	PAD/ life of Project	Revised PAD
	Actual	Planned	Variance	Actual	Planned	Variance			
Expenditure classification 1: Learning excellence								5 Years	
Undertake a scoping workshop, curriculum development and delivery of Research Leadership and Management skills course		38,601.70	38,601.70	93,302.86	133,302.86	40,000.00		5 Years	
Review of OHMB Curriculum		4,200.00	4,200.00	11,179.49	14,000.00	2,820.51		5 Years	
Developing e-learning content and enhance use of ICT Facilities in learning		22,200.00	22,200.00	23,628.00	33,628.00	10,000.00		5 Years	
Develop Centre specific PhD programme structure, including a curriculum for transferable skills			-			-		5 Years	
Run 5 MPhil/ResMSc; Stipends, Research fund and Registration		-	-	55,145.70	100,004.16	44,858.46		5 Years	
Run 7 PhD; Stipend, Research fund and Registration	75,400.40	134,991.56	59,591.16	538,052.02	845,752.00	307,699.98		5 Years	
Equipment and Laboratory software for students practicals	10,380.46	41,186.16	30,805.70	100,238.85	131,535.76	31,296.91		5 Years	
Collaborate in the review of MSc courses relevant to the mission of the Centre			-			-		5 Years	
Engage Laboratory Manager	3,858.73	23,400.00	19,541.27	3,858.73	46,800.00	42,941.27		5 Years	
Enrol MSc Students, Stipends, Research fund and Registration	20,954.08	105,328.56	84,374.48	181,116.82	612,045.00	430,928.18		5 Years	
Procure Two 4x4 Center vehicles and maintenance		75,961.00	75,961.00		70,000.00	70,000.00		5 Years	
Sub Total	110,593.67	445,868.98	335,275.31	1,006,522.47	1,987,067.78	980,545.31		5 Years	
Expenditure classification 2: Research excellence									
Engage 2 Post Docs; Stipends, Research funds	3,084.45	41,500.00	41,500.00	81,911.98	189,999.29	108,087.31		5 Years	
Refurbishing teaching labs at Dept Microbiol - SUA		265,698.00	265,698.00	10,302.08	406,171.08	395,869.00		5 Years	
Publishing research findings	1,990.27	5,000.00	3,009.73	40,624.82	41,523.87	899.05			
International Travel for Centre Leaders, CoP Leaders and academics including participation/presentation at scientific conferences	28,857.92	16,291.67	(12,566.25)	242,137.49	275,361.44	33,223.95		5 Years	
Conduct a 2 weeks training of supervisors and university managers in PhD supervision, Research Leadership and Management for research excellence in academic settings			-			-		5 Years	
Conduct a course in Biosafety			-			-		5 Years	
Organize One Health Summer School training on Biosafety and Laboratory Quality Management			-	46,795.78	49,000.00	2,204.22		5 Years	
Sub Total	33,932.64	328,489.67	297,641.48	421,772.16	962,055.68	540,283.52			
Expenditure Classification 3: Quality assurance									
Trans-disciplinary inception workshop				52,179.94	52,179.94			5 Years	
Oversee and coordinate the quality assurance of the Centre		36,000.00	36,000.00	62,400.00	171,600.00	109,200.00		5 Years	
Organize quarterly executive team meetings			-	5,982.39	14,982.39	9,000.00		5 Years	
ISAB twice a year (once year dedicated; 2nd mtg a year shared)		23,890.00	23,890.00	68,273.27	116,073.49	47,800.22		5 Years	
Board Meetings annually shared		18,920.00	18,920.00	29,132.38	44,152.38	15,020.00		5 Years	
Review research and training performance			-	21,765.02	21,765.02	-		5 Years	
			-			-			

Sub Total	-	78,810.00	78,810.00	239,733.00	420,753.22	181,020.22		
Expenditure classification 4: Equity Dimensions								
Engage Policy makers and Public	1,960.82	712.44	(1,248.38)	79,531.49	78,283.11	(1,248.38)		5 Years
Communications Stakeholders engagement workshop						-		5 Years
Sub Total	1,960.82	712.44	(1,248.38)	79,531.49	78,283.11	(1,248.38)		
Expenditure Classification 5: Attracting Academic staff and Students from the region								
Enrol 5 MPhil/ResMSc; Stipends, Research fund and Registration		-	-	17,557.97	17,557.97	-		5 Years
Enrol 7 PhD; Stipend, Research fund and Registration	5,250.00	64,816.04	59,566.04	120,781.46	356,752.00	235,970.55		5 Years
Enrol MSc Students, Stipends, Research fund and Registration	4,530.53	64,878.10	60,347.57	65,424.38	290,876.00	225,451.62		
Sub Total	9,780.53	129,694.14	119,913.61	203,763.81	665,185.98	461,422.17		
Expenditure classification 6: National and Regional academic Partners								
Undertake a scoping workshop, curriculum development and delivery of Research Leadership and Management skills course		-	-	39,481.80	39,481.80	-		5 Years
Carry out joint research and training activities	44,231.03	22,950.43	(21,280.60)	219,007.08	227,788.64	8,781.56		5 Years
Organize Joint Scientific research		14,060.00	14,060.00	4,372.54	30,000.00	25,627.46		5 Years
Summer School/Skills engagement short courses Yr 2, Yr 3, and Y4		-	-	8,493.00	10,000.00	1,507.00		5 Years
Sub Total	44,231.03	37,010.43	(7,220.60)	271,354.41	307,270.44	35,916.02		
Expenditure classification 7: Collaboration with international academic partners								
Engage and collaborate with partners		41,500.00	41,500.00		80,000.00	80,000.00		5 Years
Attachmen of PhD students primarily at UK and South African Institutions				16,317.30	106,317.30	90,000.00		5 Years
Sub Total		41,500.00	41,500.00	16,317.30	186,317.30	170,000.00		
Expenditure Classification 8: Management governance								
Appoint Centre Secretariat staff and set up operations for programme coordination, finance, Training and Research Officer, IT, procurement, Communications Manager programme quality assurance and internal Monitoring & Evaluation	120,875.68	106,102.05	(14,773.63)	640,105.17	803,767.32	163,662.15		5 Years
Support Center operation costs: Salaries for Administration staff and Contribution to secretariat & Departmental operational costs	80,295.93	51,473.93	(28,822.00)	463,117.18	478,925.64	15,808.47		5 Years
Sub Total	201,171.61	157,575.98	(43,595.63)	1,103,222.35	1,282,692.96	179,470.61		
Expenditure Classification 9: Monitoring and Evaluation System								
Meetings of National Steering committee	2,784.71	(226.00)	(3,010.71)	17,719.44	21,039.53	3,320.09		5 Years
Carrying out Monitoring (And control auditing of partners)	8,651.95	1,031.98	(7,619.97)	60,131.83	56,246.90	(3,884.93)		5 Years
External Auditing	6,586.78	(1,675.29)	(8,262.07)	32,552.09	33,087.10	535.01		5 Years
Sub Total	18,023.44	(869.31)	(18,892.75)	110,403.36	110,373.53	(29.83)		5 Years
Grand Total Uses of Funds	419,693.75	1,218,792.33	802,183.03	3,452,620.35	6,000,000.00	2,547,379.65		

SOUTHERN AFRICA CENTER OF INFECTIONS DISEASES SURVEILLANCE- SACIDS
EASTERN AND SOUTHERN AFRICA HIGHER EDUCATION CENTERS OF EXCELLENCE PROJECT (P15847)

NOTES ANNEX

DISBURSEMENT LINKED TO INDICATORS	ACTION TO BE COMPLETED	STATUS OF ACTIONS COMPLETION	AMOUNT ALLOCATED	AMOUNT DISBURSED	UNDISBURSED BALANCE
DLI 1: Institutional Readiness					
1.1	Completion of Effectiveness Conditions	Completed	500,000.00	500,000.00	-
1.2	Development of detailed implementation plans	Completed	600,000.00	601,870.00	(1,870.00)
DL2: Excellence in education and research capacity and development impact					
2.1	Timely annual implementation of the plans	Completed-waiting reviewer	500,000.00	-	500,000.00
2.2	Newly enrolled students in the ACE of which at least 20% must be regional (African) students	Completed	1,200,000.00	685,760	514,240.28
2.3	Accreditation of quality of education programs.	Not completed	600,000.00	-	600,000.00
2.4	Collaboration and partnerships for applied research and training	Not completed	200,000.00	-	200,000.00
2.5	Peer-reviewed journal papers or peer-reviewed conference papers prepared collaboratively with regional or international partners	completed	300,000.00	300,000	-
2.6	Faculty and PhD student exchanges to promote regional research and teaching	completed	500,000.00	28,060	471,940.25
2.7	External revenue generation	completed	900,000.00	899,920	-
2.8	Institution participating in benchmarking exercise	Completed	100,000.00	100,213	(213.41)
DLI 3: Timely, transparent and institutionally reviewed Financial Management					
3.1	Timely Withdrawal Application supported by financial reporting on the ACE account for the period	Completed-waiting reviewer	75,000.00	31,064	43,936.05
3.2	Functioning Audit Committee under the university council	Completed-waiting reviewer	75,000.00	31,064	43,936.05
3.3	Functioning internal audit unit for the university	Completed-waiting reviewer	75,000.00	31,064	43,936.05
3.4	Transparency of financial management (audit reports, interim financial reports, budgets and annual work plan are all web accessible)	Completed-waiting reviewer	75,000.00	31,064	43,936.05
DLI 4: Timely and audited Procurement					
4.1	Timely procurement audit report	Completed-waiting reviewer	150,000.00	-	150,000.00
4.2	Timely and satisfactory procurement progress report	Completed-waiting reviewer	150,000.00	-	150,000.00
			6,000,000.00	3,240,078.67	2,759,841.33

SOUTHERN AFRICA CENTER OF INFECTIONS DISEASES SURVEILLANCE- SACIDS

EASTERN AND SOUTHERN AFRICA HIGHER EDUCATION CENTERS OF EXCELLENCE PROJECT (P15847)

Statement of Reimbursable Eligible Expenditure Programs (EEPs) for the Semi-Annual Period ending 31 December 2020

Eligible Expenditure Program (EEP)	Semi-Annual Period ending 31 December 2020	Cummulative for Financial Year End
EEP 1: Salaries		
EEP 2: Non Procurable Expenditure as defined in Financing Agreement	41,969.37	345,262.04
Total EEPs	41,969.37	345,262.04