




<b>SOUTHERN AFRICA CENTER OF INFECTIONS DISEASES SURVEILLANCE- SACIDS</b>		
<b>EASTERN AND SOUTHERN AFRICA HIGHER EDUCATION CENTERS OF EXCELLENCE PROJECT(P15847)</b>		
<b>Statement of Sources and Uses of Funds for the Semi-annual period ending 31st December 2021</b>		
<b>Sources of Fund</b>	<b>Semi-annual period ending 31st December 2021</b>	<b>Cummulative for Jan 2017-December 2021</b>
<b>Opening Cash balance:</b>		
Government Funds		
World Bank IDA Funds	396,882	
Students Fees		
<b>Total</b>	<b>396,882</b>	<b>-</b>
<b>Add Receipts:</b>		
Government Funds		
World Bank IDA Funds	348,390	4,431,091
Others	16,035	39,288
<b>Total</b>	<b>364,425</b>	<b>4,470,379</b>
<b>Total Financing</b>	<b>761,307</b>	<b>4,470,379</b>
<b>less: ACE Exenditures as per Project Implementation Plan</b>		
<b>Expenditure classification 1: Learning excellence</b>		
Undertake a scoping workshop, curriculum development and delivery of Research Leadership and Management skills course	-	93,303
Review of OHMB Curriculum		11,179
Developing e-learning content and enhance use of ICT Facilities in learning		23,628
Enrol 5 MPhil/ResMSc; Stipends, Research fund and Registration	-	55,146
Enrol 7 PhD; Stipend, Research fund and Registration	168,921	728,943
Enrol MSc Students, Stipends, Research fund and Registration	-	213,070
Equipment and Laboratory software for students practicals	-	105,848
Engage Laboratory Manager	14,366	33,603
<b>Sub total Expenditure classification 1</b>	<b>183,287</b>	<b>1,264,720</b>
<b>Expenditure classification 2: Research excellence</b>		
Engage 2 Post Docs; Stipends, Research funds	-	81,912
Refurbishing teaching labs at Dept Microbiol - SUA	-	10,302
Publishing research findings	2,813	48,610
Organize One Health Summer School training on Biosafety and Laboratory Quality Management	-	46,796
International Travel for Centre Leaders, CoP Leaders and academics including participation/presentation at scientific conferences	-	242,137
<b>Sub total Expenditure classification 2</b>	<b>2,813</b>	<b>429,757</b>
<b>Expenditure classification 3: Quality assurance</b>		
Trans-disciplinary inception workshop		52,180
Oversee and coordinate the quality assurance of the Centre		62,400
Organize quarterly executive team meetings		5,982
ISAB twice a year (once year dedicated; 2nd mtg a year shared)	-	68,273
Board Meetings annually shared	-	34,511
Review research and training performance		21,765
<b>Sub total Expenditure classification 3</b>	<b>-</b>	<b>245,112</b>
<b>Expenditure classification 4: Equity Dimensions</b>		
Engage Policy makers and Public	-	79,531
<b>Sub total Expenditure classification 4</b>	<b>-</b>	<b>79,531</b>
<b>Expenditure classification 5: Attracting Academic staff and Students from the region</b>		
Enrol 5 MPhil/ResMSc; Stipends, Research fund and Registration		17,558
Enrol 7 PhD; Stipend, Research fund and Registration	81,036	203,568
Enrol MSc Students, Stipends, Research fund and Registration	-	65,424
<b>Sub total Expenditure classification 5</b>	<b>81,036</b>	<b>286,550</b>
<b>Expenditure classification 6: National and Regional academic Partners</b>		

Undertake a scoping workshop, curriculum development and delivery of Research Leadership and Management skills course		39,482
Carry out joint research and training activities	18,171	257,908
Organize Joint Scientific research	-	4,373
Summer School/Skills engancement short courses Yr 2,Yr 3,and Y4	-	8,493
<b>Sub total Expenditure classification 6</b>	<b>18,171</b>	<b>310,255</b>
<b>Expenditure classification 7: Collaboration with international academic partners</b>		
Attachmen of PhD students primarily at UK and South African Institutions		16,317
<b>Sub total Expenditure classification 7</b>		<b>16,317</b>
<b>Expenditure classification 8: Management and Governance</b>		
Appoint Centre Secretariat staff and set up operations for programme coordination, finance, Training and Research Officer, IT, procurement, Communications Manager programme quality assurance and internal Monitoring & Evaluation	113,264	857,437
Support Center operation costs: Salaries for Administration staff and Contribution to secretariat & Departmental operational costs	50,701	555,108
<b>Sub total Expenditure classification 8</b>	<b>163,965</b>	<b>1,412,545</b>
<b>Expenditure classification 9: Monitoring and Evaluation system</b>		
Meetings of National Steering committee	12,187	29,906
Carrying ourtMonitoring (And control auditing of partners)	3,139	66,424
External auditing	-	32,552
<b>Sub total Expenditure classification 9</b>	<b>15,326</b>	<b>128,882</b>
<b>Total Uses of Funds by Components</b>	<b>464,598</b>	<b>4,173,670</b>
<b>Closing Balances:</b>		
Government Funds		
World Bank IDA Funds	296,709	296,709
Others		
<b>Total</b>	296,709	296,709
<b>Total Closing Cash Balance</b>	296,709	296,709
Closing balance as per Cash Book as at 31st Dec 2021 (Ref USD Bank Reconciliation)	(89,857)	(89,857)
Closing balance as per Cash Book as at 31st Dec 2021 (Ref TZS Bank Reconciliation)	(16,112)	(16,112)
Fund at BOT as at 31st Dec 2021	402,678	402,678
	296,709	296,709
<b>Unreconcilled difference</b>	<b>0</b>	<b>0</b>
<b>Prepared by</b>	<b>Checked by</b>	
SACIDS ACE Accountant <i>E. MUYALU</i>	Name	<i>PIER L. WILSON</i>
	Designation	Chief Financial Officer
Signature 	Signature	
	<b>Approved by</b>	
	Name	<b>GERALD MISINZO</b>
	Designation	SACIDS ACE Centre leader
	Signature	

**SOUTHERN AFRICA CENTER OF INFECTIONS DISEASES SURVEILLANCE- SACIDS**

**EASTERN AND SOUTHERN AFRICA HIGHER EDUCATION CENTERS OF EXCELLENCE PROJECT(P15847)**

**Statement of Uses of Funds (Breakdown) for the Semi-Annual Period ending 31st December 2021**

Expenditure	Semi-Annual Period ending 31/12/2021				Cumulative for Financial Year End				Explanation of Variance	PAD/ life of Project	Revised PAD
	Actual	Planned	Variance		Actual	Planned	Variance				
<b>Expenditure classification 1: Learning excellence</b>											
Undertake a scoping workshop, curriculum development and delivery of Research Leadership and Management skills course											
Review of OHMB Curriculum		10,000.00	10,000.00		93,302.86	133,302.86	40,000.00			5 Years	
Developing e-learning content and enhance use of ICT Facilities in learning					11,179.49	14,000.00	2,820.51			5 Years	
Develop Centre specific PhD programme structure, including a curriculum for transferable skills		10,000.00	10,000.00		23,628.00	33,628.00	10,000.00			5 Years	
Run 5 MPhil/ResMSc; Stipends,Research fund and Registration										5 Years	
Run 7 PhD; Stipend, Research fund and Registration	168,921.16	160,340.01	(8,581.15)		55,145.70	100,004.16	44,858.46			5 Years	
Equipment and Laboratory software for students practicals		14,391.04	14,391.04		728,943.18	845,752.00	116,808.82			5 Years	
Collaborate in the review of MSc courses relevant to the mission of the Centre					105,847.81	131,535.76	25,687.95			5 Years	
Engage Laboratory Manager										5 Years	
Enrol MSc Students, Stipends, Research fund and Registration	14,366.14	14,502.73	136.59		33,603.24	46,800.00	13,196.76			5 Years	
Procure Two 4x4 Center vehicles and maintenance		16,529.99	16,529.99		213,069.54	612,045.00	398,975.46			5 Years	
<b>Sub Total</b>	<b>183,287.30</b>	<b>225,763.77</b>	<b>42,476.47</b>		<b>1,264,719.82</b>	<b>1,987,067.78</b>	<b>722,347.96</b>			<b>5 Years</b>	
<b>Expenditure classification 2: Research excellence</b>											
Engage 2 Post Docs;Stipends; Research funds		33,082.04	33,082.04		81,911.98	189,999.29	108,087.31			5 Years	
Refurbishing teaching labs at Dept Microbiol - SUA		700,000.00	700,000.00		10,302.08	406,171.08	395,869.00			5 Years	
Publishing research findings	2,813.33	14,828.62	12,015.29		48,609.53	41,523.87	(7,085.66)			5 Years	
International Travel for Centre Leaders, CoP Leaders and academics including participation/presentation at scientific conferences										5 Years	
Conduct a 2 weeks training of supervisors and university managers in PhD supervision, Research Leadership and Management for research excellence in academic settings					242,137.49	275,361.44	33,223.95			5 Years	
Conduct a course in Biosafety										5 Years	
Organize One Health Summer School training on Biosafety and Laboratory Quality Management										5 Years	
<b>Sub Total</b>	<b>2,813.33</b>	<b>747,910.66</b>	<b>745,097.33</b>		<b>429,756.87</b>	<b>962,055.68</b>	<b>532,298.81</b>			<b>5 Years</b>	
<b>Expenditure Classification 3: Quality assurance</b>											
Trans-disciplinary inception workshop										5 Years	
Oversee and coordinate the quality assurance of the Centre					52,179.94	52,179.94				5 Years	
Organize quarterly executive team meetings					62,400.00	171,600.00	109,200.00			5 Years	
ISAB twice a year (once year dedicated; 2nd mtg a year shared)					5,982.39	14,982.39	9,000.00			5 Years	
Board Meetings annually shared		23,890.00	23,890.00		68,273.27	116,073.49	47,800.22			5 Years	
Review research and training performance		15,521.05	15,521.05		34,511.33	44,152.38	9,641.05			5 Years	
<b>Sub Total</b>					<b>21,765.02</b>	<b>21,765.02</b>				<b>5 Years</b>	
		39,411.05	39,411.05		245,111.95	420,753.22	175,641.27				

<b>Expenditure classification 4: Equity Dimensions</b>										
Engage Policy makers and Public										
Communications Stakeholders engagement workshop		15,000.00	15,000.00	79,531.49	78,283.11					5 Years
<b>Sub Total</b>		15,000.00	15,000.00	79,531.49	78,283.11					5 Years
<b>Expenditure Classification 5: Attracting Academic staff and Students from the region</b>										
Enrol 5 MPhil/ResMSc; Stipends; Research fund and Registration										
Enrol 7 PhD; Stipend, Research fund and Registration	81,036.15	52,350.00	(28,686.15)	203,567.61	17,557.97					5 Years
Enrol MSc Students; Stipends; Research fund and Registration				65,424.38	290,876.00					5 Years
<b>Sub Total</b>	81,036.15	52,350.00	(28,686.15)	286,549.96	665,185.98					378,636.01
<b>Expenditure classification 6: National and Regional academic Partners</b>										
Undertake a scoping workshop, curriculum development and delivery of Research Leadership and Management skills course										
Carry out joint research and training activities	18,170.52	18,522.12	351.60	39,481.80	227,788.64					5 Years
Organize Joint Scientific research				4,372.54	30,000.00					5 Years
Summer School/Skills engagement short courses Yr 2,Yr 3, and Y4				8,493.00	10,000.00					5 Years
<b>Sub Total</b>	18,170.52	18,522.12	351.60	310,255.45	307,270.44					(2,985.01)
<b>Expenditure classification 7: Collaboration with international academic partners</b>										
Engage and collaborate with partners										
Attachmen of PhD students primarily at UK and South African Institutions		41,500.00	41,500.00	16,317.30	106,317.30					5 Years
<b>Sub Total</b>		41,500.00	41,500.00	16,317.30	186,317.30					170,000.00
<b>Expenditure Classification 8: Management governance</b>										
Appoint Centro Secretariat staff and set up operations for programme coordination, finance, Training and Research Officer, IT, procurement, Communications Manager programme quality assurance and internal Monitoring & Evaluation	113,264.36	108,264.64	(4,999.72)	857,437.12	803,767.32					5 Years
Support Center operation costs: Salaries for Administration staff and Contribution to secretariat & Departmental operational costs	50,700.87	27,915.00	(22,785.87)	555,108.31	478,925.64					(76,182.66)
<b>Sub Total</b>	163,965.23	136,179.64	(27,785.59)	1,412,545.43	1,282,692.96					(129,852.47)
<b>Expenditure Classification 9: Monitoring and Evaluation System</b>										
Meetings of National Steering committee	12,186.70	12,500.00	313.30	29,906.13	21,039.53					5 Years
Carrying out Monitoring (And control auditing of partners)	3,139.13	3,347.12	207.99	66,423.84	56,246.90					5 Years
External Auditing		13,000.00	13,000.00	32,552.09	33,087.10					535.01
<b>Sub Total</b>	15,325.83	28,847.12	13,521.29	128,882.07	110,373.53					(18,508.54)
<b>Grand Total Uses of Funds</b>	464,598.35	1,305,484.35	840,886.00	4,173,670.33	6,000,000.00					1,826,329.67

SOUTHERN AFRICA CENTER OF INFECTIONS DISEASES SURVEILLANCE- SACIDS

EASTERN AND SOUTHERN AFRICA HIGHER EDUCATION CENTERS OF EXCELLENCE PROJECT (P15847)

Statement of Reimbursable Eligible Expenditure Programs (EEPs) for the Semi-Annual Period ending 31 December 2021

Eligible Expenditure Program (EEP)	Semi-Annual Period ending 31 December 2021	Cumulative for Financial Year End
EEP 1: Salaries	317,745.86	3,170,046.85
EEP 2: Non Procurable Expenditure as defined in Financing Agreement	46,459.84	417,367.03
Total EEPs	364,205.70	3,587,413.89

**SOUTHERN AFRICA CENTER OF INFECTIONS DISEASES SURVEILLANCE- SACIDS  
EASTERN AND SOUTHERN AFRICA HIGHER EDUCATION CENTERS OF EXCELLENCE PROJECT (P15847)**

NOTES ANNEX

DISBURSEMENT LINKED TO INDICATORS	ACTION TO BE COMPLETED	STATUS OF ACTIONS COMPLETION	AMOUNT ALLOCATED	AMOUNT DISBURSED	UNDISBURSED BALANCE
<b>DLI 1: Institutional Readiness</b>					
	1.1 Completion of Effectiveness Conditions	Completed			
	1.2 Development of detailed implementation plans	Completed	600,000.00	500,000.00	100,000.00
			500,000.00	601,870.00	(101,870.00)
<b>DL2: Excellence in education and research capacity and development impact</b>					
	2.1 Timely annual implementation of the plans	Completed-waiting reviewer			
	2.2 Newly enrolled students in the ACE of which at least 20% must be regional (African) students	Completed	1,300,000.00	1,115,978	183,022.20
	2.3 Accreditation of quality of education programs.	Not completed	600,000.00	297,669	302,331.18
	2.4 Collaboration and partnerships for applied research and training	Not completed	200,000.00		200,000.00
	2.5 Peer-reviewed journal papers or peer-reviewed conference papers prepared collaboratively with regional or international partners	completed	500,000.00	498,032	1,968.09
	2.6 Faculty and PhD student exchanges to promote regional research and teaching	completed	700,000.00	85,579	614,421.15
	2.7 External revenue generation	completed	900,000.00	898,756	
	2.8	Completed	100,000.00	100,212	(212.34)
<b>DLI 3: Timely, transparent and institutionally reviewed Financial Management</b>					
	3.1 Timely Withdrawal Application supported by financial reporting on the ACE account for the period	Completed-waiting	75,000.00	60,741	14,259.20
	3.2 Functioning Audit Committee under the university council	Completed-waiting	75,000.00	60,741	14,259.20
	3.3 Functioning internal audit unit for the university	Completed-waiting	75,000.00	60,741	14,259.20
	3.4 Transparency of financial management (audit reports, interim financial reports, budgets and annual work plan are all web accessible)	Completed-waiting	75,000.00	60,741	14,259.20
<b>DLI 4: Timely and audited Procurement</b>					
	4.1 Timely procurement audit report	Completed-waiting	150,000.00	89,031.55	60,968.45
	4.2 Timely and satisfactory procurement progress report	Completed-waiting	150,000.00		150,000.00
			6,000,000.00	4,431,091	1,567,666