




<b>SOUTHERN AFRICA CENTER OF INFECTIONS DISEASES SURVEILLANCE- SACIDS</b>		
<b>EASTERN AND SOUTHERN AFRICA HIGHER EDUCATION CENTERS OF EXCELLENCE PROJECT (P15847)</b>		
<b>Statement of Sources and Uses of Funds for the Semi-annual period ending 30th JUNE 2022</b>		
Sources of Fund	Semi-annual period ending 30th June 2022	Cummulative for Jan 2017- June 2022
<b>Opening Cash balance:</b>		
Government Funds		
World Bank IDA Funds	296,709	
Students Fees		
<b>Total</b>	<b>296,709</b>	<b>-</b>
<b>Add Receipts:</b>		
Government Funds		4,431,091
World Bank IDA Funds		46,650
Others	7,362	
<b>Total</b>	<b>7,362</b>	<b>4,477,742</b>
<b>Total Financing</b>	<b>304,071</b>	<b>4,477,742</b>
<b>less: ACE Expenditures as per Project Implementation Plan</b>		
<b>Expenditure classification 1: Learning excellence</b>		
Undertake a scoping workshop, curriculum development and delivery of Research Leadership and Management skills course	-	93,303
Review of OHMB Curriculum		11,179
Developing e-learning content and enhance use of ICT Facilities in learning		23,628
Enrol 5 MPhil/ResMSc; Stipends, Research fund and Registration	-	55,146
Enrol 7 PhD; Stipend, Research fund and Registration	10,270	739,213
Enrol MSc Students, Stipends, Research fund and Registration	-	213,070
Equipment and Laboratory software for students practicals	-	105,848
Engage Laboratory Manager	11,718	45,321
<b>Sub total Expenditure classification 1</b>	<b>21,988</b>	<b>1,286,708</b>
<b>Expenditure classification 2: Research excellence</b>		
Engage 2 Post Docs; Stipends, Research funds	22,627	104,539
Refurbishing teaching labs at Dept Microbiol - SUA	-	10,302
Publishing research findings	11,109	59,718
Organize One Health Summer School training on Biosafety and Laboratory Quality Management	-	46,796
International Travel for Centre Leaders, CoP Leaders and academics including participation/presentation at scientific conferences	-	242,137
<b>Sub total Expenditure classification 2</b>	<b>33,735</b>	<b>463,492</b>
<b>Expenditure classification 3: Quality assurance</b>		
Trans-disciplinary inception workshop		52,180
Oversee and coordinate the quality assurance of the Centre		62,400
Organize quarterly executive team meetings		5,982
ISAB twice a year (once year dedicated; 2nd mtg a year shared)	-	68,273
Board Meetings annually shared	-	34,511
Review research and training performance		21,765
<b>Sub total Expenditure classification 3</b>	<b>-</b>	<b>245,112</b>
<b>Expenditure classification 4: Equity Dimensions</b>		
Engage Policy makers and Public	-	79,531
<b>Sub total Expenditure classification 4</b>	<b>-</b>	<b>79,531</b>
<b>Expenditure classification 5: Attracting Academic staff and Students from the region</b>		
Enrol 5 MPhil/ResMSc; Stipends, Research fund and Registration		17,558
Enrol 7 PhD; Stipend, Research fund and Registration	-	203,568
Enrol MSc Students, Stipends, Research fund and Registration	-	65,424
<b>Sub total Expenditure classification 5</b>	<b>-</b>	<b>286,550</b>
<b>Expenditure classification 6: National and Regional academic Partners</b>		
Undertake a scoping workshop, curriculum development and delivery of Research Leadership and Management skills course		39,482
Carry out joint research and training activities	3,859	261,768
Organize Joint Scientific research	-	4,373
Summer School/Skills engagement short courses Yr 2, Yr 3, and Y4	-	8,493
<b>Sub total Expenditure classification 6</b>	<b>3,859</b>	<b>314,115</b>
<b>Expenditure classification 7: Collaboration with international academic partners</b>		
Attachment of PhD students primarily at UK and South African Institutions		16,317
<b>Sub total Expenditure classification 7</b>		<b>16,317</b>
<b>Expenditure classification 8: Management and Governance</b>		

Appoint Centre Secretariat staff and set up operations for programme coordination, finance, Training and Research Officer, IT, procurement, Communications Manager programme quality assurance and internal Monitoring & Evaluation	64,228	921,665
Support Center operation costs: Salaries for Administration staff and Contribution to secretariat & Departmental operational costs	40,811	595,919
<b>Sub total Expenditure classification 8</b>	<b>105,039</b>	<b>1,517,585</b>
<b>Expenditure classification 9: Monitoring and Evaluation system</b>		
Meetings of National Steering committee	1,320	31,226
Carrying out Monitoring (And control auditing of partners)	9,556	75,980
External auditing	3,895	36,447
<b>Sub total Expenditure classification 9</b>	<b>14,771</b>	<b>143,653</b>
<b>Total Uses of Funds by Components</b>	<b>179,392</b>	<b>4,353,063</b>
<b>Closing Balances:</b>		
Government Funds		
World Bank IDA Funds	124,679	124,679
Others		
<b>Total</b>	<b>124,679</b>	<b>124,679</b>
<b>Total Closing Cash Balance</b>	<b>124,679</b>	<b>124,679</b>
Closing balance as per Cash Book as at 30th June 2022 (Ref USD Bank Reconciliation)	(142,312)	(142,312)
Closing balance as per Cash Book as at 30th June 2022 (Ref TZS Bank Reconciliation)	34,313	34,313
Fund at BOT as at 30th June 2022	232,678	232,678
	124,679	124,679
<b>Unreconciled difference</b>	<b>(0)</b>	<b>(0)</b>
<b>Prepared by</b>	<b>Checked by</b>	
SACIDS ACE Accountant <i>EMANUEL MELLALA</i>	Name <i>PETER L WILSON</i>	
	Designation <i>Chief Financial Officer</i>	
Signature 	Signature 	
	<b>Approved by</b>	
	Name <i>PROF. GERALD MISINZO</i>	
	Designation <i>SACIDS ACE Centre leader</i>	
	Signature 	

**SOUTHERN AFRICA CENTER OF INFECTIONS DISEASES SURVEILLANCE- SACIDS**

**EASTERN AND SOUTHERN AFRICA HIGHER EDUCATION CENTERS OF EXCELLENCE PROJECT(P15847)**

**Statement of Uses of Funds (Breakdown) for the Semi-Annual Period ending 30th JUNE 2022**

Expenditure	Semi-Annual Period ending 30/06/2022		Cumulative for Financial Year End		Explanation of Variance	PAD/ life of Project	Revised PAD
	Actual	Planned	Variance	Actual			
<b>Expenditure classification 1: Learning excellence</b>							
Undertake a scoping workshop, curriculum development and delivery of Research Leadership and Management skills course				93,302.86	133,302.86	40,000.00	5 Years
Review of OHMB Curriculum		45,000.00	45,000.00	11,179.49	14,000.00	2,820.51	5 Years
Developing e-learning content and enhance use of ICT Facilities in learning				23,628.00	33,628.00	10,000.00	5 Years
Develop Centre specific PhD programme structure, including a curriculum for transferable skills							
Run 5 MPhil/ResMSc; Stipends,Research fund and Registration				55,145.70	100,004.16	44,858.46	5 Years
Run 7 PhD; Stipend, Research fund and Registration	10,270.20	22,000.00	11,729.80	739,213.37	845,752.00	106,538.63	5 Years
Equipment and Laboratory software for students practicals		24,420.73	24,420.73	105,847.81	131,535.76	25,687.95	5 Years
Collaborate in the review of MSc courses relevant to the mission of the Centre							
Engage Laboratory Manager	11,717.68	15,289.55	3,571.87	45,320.91	46,800.00	1,479.09	5 Years
Enrol MSc Students, Stipends, Research fund and Registration				213,069.54	612,045.00	398,975.46	5 Years
Procure Two 4x4 Center vehicles and maintenance					70,000.00	70,000.00	5 Years
<b>Sub Total</b>	21,987.87	106,710.28	84,722.40	1,286,707.70	1,987,067.78	700,360.09	5 Years
<b>Expenditure classification 2: Research excellence</b>							
Engage 2 Post Docs;Stipends, Research funds	22,626.65	11,079.32	(11,547.33)	104,538.63	189,999.29	85,460.66	5 Years
Refurbishing teaching labs at Dept Microbiol - SUA		500,000.00	500,000.00	10,302.08	406,171.08	395,869.00	5 Years
Publishing research findings	11,108.81	7,000.00	(4,108.81)	59,718.34	41,523.87	(18,194.47)	
International Travel for Centre Leaders, CoP Leaders and academics including participation/presentation at scientific conferences				242,137.49	275,361.44	33,223.95	5 Years
Conduct a 2 weeks training of supervisors and university managers in PhD supervision, Research Leadership and Management for research excellence in academic settings							
Conduct a course in Biosafety							
Organize One Health Summer School training on Biosafety and Laboratory Quality Management				46,795.78	49,000.00	2,204.22	5 Years
<b>Sub Total</b>	33,735.46	518,079.32	484,343.86	463,492.32	962,055.68	498,563.36	
<b>Expenditure Classification 3: Quality assurance</b>							
Trans-disciplinary inception workshop				52,179.94	52,179.94		5 Years
Oversee and coordinate the quality assurance of the Centre				62,400.00	171,600.00	109,200.00	5 Years
Organize quarterly executive team meetings				5,982.39	14,982.39	9,000.00	5 Years
ISAB twice a year (once year dedicated; 2nd mtg a year shared)				68,273.27	116,073.49	47,800.22	5 Years
Board Meetings annually shared				34,511.33	44,152.38	9,641.05	5 Years
Review research and training performance				21,765.02	21,765.02		5 Years

<b>Sub Total</b>	-	-	245,111.95	420,753.22	175,641.27	
<b>Expenditure classification 4: Equity Dimensions</b>						
Engage Policy makers and Public			79,531.49	78,283.11	(1,248.38)	5 Years
Communications Stakeholders engagement workshop						5 Years
<b>Sub Total</b>	-	-	79,531.49	78,283.11	(1,248.38)	
<b>Expenditure Classification 5: Attracting Academic staff and Students from the region</b>						
Enrol 5 MPhil/ResMSc; Stipends, Research fund and Registration			17,557.97	17,557.97	-	5 Years
Enrol 7 PhD; Stipend, Research fund and Registration			203,567.61	356,752.00	153,184.40	5 Years
Enrol MSc Students, Stipends, Research fund and Registration			65,424.38	290,876.00	225,451.62	
<b>Sub Total</b>	-	-	286,549.96	665,185.98	378,636.01	
<b>Expenditure classification 6: National and Regional academic Partners</b>						
Undertake a scoping workshop, curriculum development and delivery of Research Leadership and Management skills course			39,481.80	39,481.80	-	5 Years
Carry out joint research and training activities	3,859.39	22,009.63	261,767.50	227,788.64	(33,978.86)	5 Years
Organize Joint Scientific research			4,372.54	30,000.00	25,627.46	5 Years
Summer School/Skills engagement short courses Yr 2, Yr 3 and Y4			8,493.00	10,000.00	1,507.00	5 Years
<b>Sub Total</b>	3,859.39	22,009.63	314,114.84	307,270.44	(6,844.40)	
<b>Expenditure classification 7: Collaboration with international academic partners</b>						
Engage and collaborate with partners				80,000.00	80,000.00	5 Years
Attachmen of PhD students primarily at UK and South African Institutions			16,317.30	106,317.30	90,000.00	5 Years
<b>Sub Total</b>	-	-	16,317.30	186,317.30	170,000.00	
<b>Expenditure Classification 8: Management governance</b>						
Appoint Centre Secretariat staff and set up operations for programme coordination, finance, Training and Research Officer, IT, procurement, Communications Manager programme quality assurance and internal Monitoring & Evaluation	64,228.30	89,070.45	921,665.42	803,767.32	(117,898.11)	5 Years
Support Center operation costs: Salaries for Administration staff and Contribution to secretariat & Departmental operational costs	40,810.80	47,668.07	595,919.11	478,925.64	(116,993.47)	5 Years
<b>Sub Total</b>	105,039.11	136,738.53	1,517,584.54	1,282,692.96	(234,891.57)	
<b>Expenditure Classification 9: Monitoring and Evaluation System</b>						
Meetings of National Steering committee	1,320.23	5,000.00	31,226.36	21,039.53	(10,186.83)	5 Years
Carrying out Monitoring (And control auditing of partners)	9,555.79	6,564.55	75,979.63	56,246.90	(19,732.73)	5 Years
External Auditing	3,894.55	15,503.28	11,608.73	33,087.10	(3,359.54)	5 Years
<b>Sub Total</b>	14,770.57	27,067.83	143,652.64	110,373.53	(33,279.11)	5 Years
<b>Grand Total Uses of Funds</b>	<b>179,392.40</b>	<b>810,605.58</b>	<b>4,353,062.73</b>	<b>6,000,000.00</b>	<b>1,646,937.27</b>	

**SOUTHERN AFRICA CENTER OF INFECTIONS DISEASES SURVEILLANCE- SACIDS**

**EASTERN AND SOUTHERN AFRICA HIGHER EDUCATION CENTERS OF EXCELLENCE PROJECT (P15847)**

**Statement of Reimbursable Eligible Expenditure Programs (EEPs) for the Semi-Annual Period ending 30 June 2022**

Eligible Expenditure Program (EEP)	Semi-Annual Period ending 30th June 2022	Cummulative for Financial Year End
EEP 1: Salaries	317,745.86	3,487,792.72
EEP 2: Non Procurable Expenditure as defined in Financing Agreement	17,939.24	453,245.51
<b>Total EEPs</b>	<b>335,685.10</b>	<b>3,941,038.23</b>

**SOUTHERN AFRICA CENTER OF INFECTIONS DISEASES SURVEILLANCE- SACIDS  
EASTERN AND SOUTHERN AFRICA HIGHER EDUCATION CENTERS OF EXCELLENCE PROJECT (P15847)**

NOTES ANNEX

DISBURSEMENT LINKED TO INDICATORS	ACTION TO BE COMPLETED	STATUS OF ACTIONS COMPLETION	AMOUNT ALLOCATED	AMOUNT DISBURSED	UNDISBURSED BALANCE
<b>DL1: Institutional Readiness</b>					
1.1	Completion of Effectiveness Conditions	Completed	600,000.00	500,000.00	100,000.00
1.2	Development of detailed implementation plans	Completed	500,000.00	601,870.00	(101,870.00)
<b>DL2: Excellence in education and research capacity and development impact</b>					
2.1	Timely annual implementation of the plans	Completed-waiting reviewer		-	-
2.2	Newly enrolled students in the ACE of which at least 20% must be regional (African) students	Completed	1,300,000.00	1,116,978	183,022.20
2.3	Accreditation of quality of education programs.	Not completed	600,000.00	297,669	302,331.18
2.4	Collaboration and partnerships for applied research and training	Not completed	200,000.00	-	200,000.00
2.5	Peer-reviewed journal papers or peer-reviewed conference papers prepared collaboratively with regional or international partners	completed	500,000.00	498,032	1,968.09
2.6	Faculty and PhD student exchanges to promote regional research and teaching	completed	700,000.00	85,579	614,421.15
2.7	External revenue generation	completed	900,000.00	898,756	
2.8		Completed	100,000.00	100,212	(212.34)
<b>DLI 3: Timely, transparent and institutionally reviewed Financial Management</b>					
3.1	Timely Withdrawal Application supported by financial reporting on the ACE account for the period	Completed-waiting	75,000.00	60,741	14,259.20
3.2	Functioning Audit Committee under the university council	Completed-waiting	75,000.00	60,741	14,259.20
3.3	Functioning internal audit unit for the university	Completed-waiting	75,000.00	60,741	14,259.20
3.4	Transparency of financial management (audit reports, interim financial reports, budgets and annual work plan are all web accessible)	Completed-waiting	75,000.00	60,741	14,259.20
<b>DLI 4: Timely and audited Procurement</b>					
4.1	Timely procurement audit report	Completed-waiting	150,000.00	89,031.55	60,968.45
4.2	Timely and satisfactory procurement progress report	Completed-waiting	150,000.00		150,000.00
			6,000,000.00	4,431,091	1,567,666